




















# Week 1 - Europe

Foundation Stage	16/07/2018	17/07/2018	18/07/2018	19/07/2018	20/07/2018
<b>Morning</b>	<p>Free play followed by fruit snack and milk</p> <p>Premier sports</p>  <p>CL: Listening and attention</p>	<p>Make scones</p>  <p>M: Shape, Space and Measure</p>	<p>Free play followed by snack and milk</p> <p>Enjoy various activities within the eco pod</p> <p>PSED: Managing feelings and behaviour</p>	<p>Trip to the park for a picnic lunch</p>  <p>PSED: Managing feelings and behaviour</p>	<p>Make windmills from Holland</p>  <p>EAD: Exploring and using media and materials</p>
<b>Afternoon</b>	<p>Ball games and various activities</p>  <p>PD: Moving and handling</p>	<p>Fun in the garden!</p>  <p>PD: Health and self-care</p>	<p>Make our own pizzas (using a cut up French stick loaf) Enjoy for snack tea!</p>  <p>CL: Listening and attention</p>	<p>Make Eiffel tower straw pictures</p>  <p>EAD: Exploring using media and materials</p>	<p>Parachutes games in the hall or playground. (Weather dependant)</p>  <p>CL: Listening and attention</p>

# Week 2 - Asia

Foundation Stage	23/07/2018	24/07/2018	25/07/2018	26/07/2018	27/07/2018
<b>Morning</b>	<p>Make Indian elephants using plastic milk bottles</p>  <p>PD: Moving and handling</p>	<p>Free play followed by fruit snack and milk</p> <p>Premier sports</p>  <p>CL: Listening and attention</p>	<p>Make Chinese lanterns</p>  <p>EAD: Exploring using media and materials</p>	<p>Make cherry blossom paper fans</p>  <p>EAD: Exploring using media and materials</p>	<p>Trip to Hartley park</p>  <p>PD: Health and self-care</p>
<b>Afternoon</b>	<p>Dancing along to sticky kids and wake up shake up</p>  <p>CL: Listening and attention</p>	<p>Taste various foods including Indian and Chinese food</p>  <p>UW: People and communities</p>	<p>Make tiger masks</p>  <p>EAD: Being imaginative</p>	<p>Children to create a Chinese new year shaker</p>  <p>EAD: Exploring using media and materials</p>	<p>Make Diwali tea light holders</p>  <p>EAD: Exploring using media and materials</p>

# Week 3 - Australia

Foundation Stage	30/07/2018	31/07/2018	01/08/2018	02/07/2018	03/08/2018
<b>Morning</b>	<p>Make and decorate sunshine cakes</p>  <p>M: Shape, space and measure</p>	<p>Barnaby Down under</p>  <p>UW: Technology</p>	<p>Make cardboard boomerangs</p>  <p>M: Shape, space and measure</p>	<p>Free play followed by fruit snack and milk</p> <p>Premier sports</p>  <p>CL: Listening and attention</p>	<p><b>Paper plate craft!</b></p> <p>Children to create a paper plate Koala bear</p> 
<b>Afternoon</b>	<p>Decorate our sunshine cupcakes</p>  <p>CL: Listening and attention</p>	<p>Parachutes games in the hall or playground. (Weather dependant)</p>  <p>CL: Listening and attention</p>	<p>An afternoon of ball games and playing with our boomerangs</p>  <p>PD: Moving and handling</p>	<p>Make cave pictures using chalk</p>  <p>CL: Understanding</p>	<p>Make paper plate sea turtles</p>  <p>EAD: Being imaginative</p>

# Week 4 - America

Foundation Stage	06/08/2018	07/08/2018	08/08/2018	09/08/2018	10/08/2018
<b>Morning</b>	<p>Children to create paper plate dream catchers.</p>  <p>EAD: Exploring and using media and materials</p>	<p>Children to decorate and create Indian headbands to take home.</p>  <p>EAD: Exploring and using media and materials</p>	<p>Children to make patriotic ribbon wands.</p> <p>Easy Red, White &amp; Blue Patriotic Ribbon Wand</p>  <p>CL: Understanding</p>	<p>Children to decorate and create a tepee using various materials.</p>  <p>EAD: Exploring and using media and materials</p>	<p>Free play followed by fruit snack and milk.</p> <p>Premier sports</p>  <p>CL: Listening and attention</p>
<b>Afternoon</b>	<p>Children to create American marshmallow pops</p>  <p>CL: Listening and attention</p>	<p>Children to make fingerprint American flags.</p>  <p>CL: Listening and attention</p>	<p>Children to enjoy making hotdogs for an afternoon snack followed by some wake up shake up.</p>  <p>PSED: Managing feelings and behaviour</p>	<p>Children to enjoy and afternoon in the eco pod and playing parachute games</p>  <p>EAD: Being imaginative</p>	<p>Children to enjoy and afternoon of smores and free play in the school garden.</p>  <p>PSED: Managing feelings and behaviour</p>

# Week 5 - Antarctica

Foundation Stage	13/08/2018	14/08/2018	15/08/2018	16/08/2018	17/08/2018
<b>Morning</b>	<p>Free play followed by fruit snack and milk</p> <p>Premier sports</p>  <p>CL: Listening and attention</p>	<p>Make ice lollies</p>  <p>CL: Understanding</p>	<p>Make penguin masks</p>  <p>EAD: Exploring and using media and materials</p>	<p>Make paper plate whales</p>  <p>EAD: Exploring using media and materials</p>	<p>Penguin fancy dress day!</p>  <p>PSED: Managing feeling and behaviour</p>
<b>Afternoon</b>	<p>Fun in the garden!</p>  <p>PD: Health and self-care</p>	<p>Dancing along to sticky kids and wake up shake up</p>  <p>CL: Listening and attention</p>	<p>Game of skittles in the hall and other games</p>  <p>PD: Moving and handling</p>	<p>Free play followed by fruit snack and milk</p> <p>Snow and ice tuff spot tray plus various free play activities</p> <p>EAD: Being imaginative</p>	<p>Make Eskimo 'cold' chocolate milkshakes</p>  <p>M: Shape, Space and Measure</p>

# Week 6 - Africa

Foundation Stage	20/08/2018	21/8/2018	22/08/2018	23/08/2018	24/08/2018
<b>Morning</b>	<p>Make clay sculptures</p>  <p>EAD: Exploring and using media and materials</p>	<p>Free play followed by fruit snack and milk</p> <p>Premier sports</p>  <p>CL: Listening and attention</p>	<p>Free play followed by snack and milk</p> <p>Enjoy various activities within the play hub</p> <p>PSED: Managing feelings and behaviour</p>	<p>African face painting</p>  <p>UW: People and communities</p>	<p>Madagascar Fancy Dress Day!</p>  <p>PSED: Managing feelings and behaviour</p>
<b>Afternoon</b>	<p>Decorate our garden with our sculptures</p>  <p>CL: Speaking</p>	<p>Play with the African musical instruments</p>  <p>PD: Moving and handling</p>	<p>Parachutes games in the hall or playground. (Weather dependant)</p>  <p>CL: Listening and attention</p>	<p>Make and decorate our very own paper plate African necklace</p>  <p>UW: The world</p>	<p>Safari walk and animal hunt in the garden</p>  <p>UW: The world</p>

# Week 7 - Let's get messy!

Foundation Stage	28/08/2018	29/08/2018	30/08/2018	31/08/2018	04/09/2018
<b>Morning</b>	<p>Rainbow gloop</p>  <p>EAD: Using media and materials</p>	<p>Sand and water play</p>  <p>EAD: Using media and materials</p>	<p>Let's make slime!</p>  <p>EAD: Using media and materials</p>	<p>Free play and snack followed by mini football with premier sports</p>  <p>PD: Moving and handling</p>	<p>Hand and feet painting</p>  <p>PD: Moving and handling</p>
<b>Afternoon</b>	<p>Porridge play</p>  <p>EAD: Using media and materials</p>	<p>Afternoon in the garden and making with mud dough</p>  <p>UW: The world</p>	<p>Shaving foam play</p>  <p>EAD: Using media and materials</p>	<p>WATER BONANZA!</p>  <p>PD - Moving and handling</p>	<p>Popping paint filled balloons</p>  <p>L - Writing (mark making)</p>